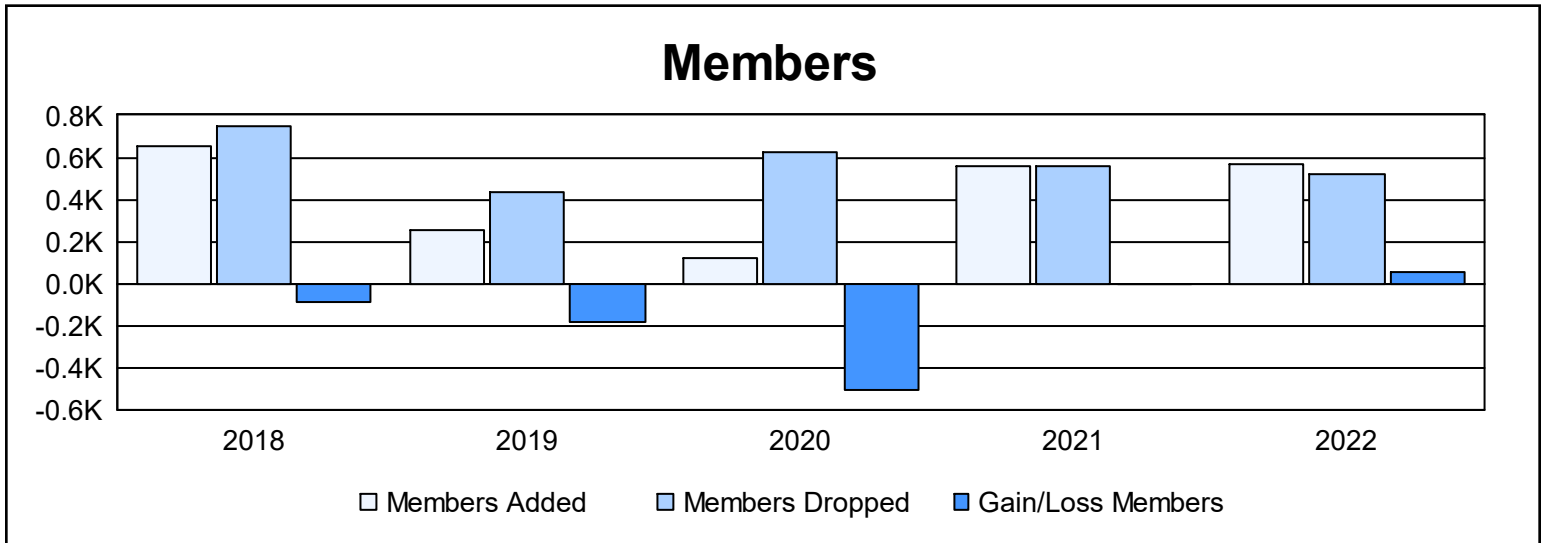
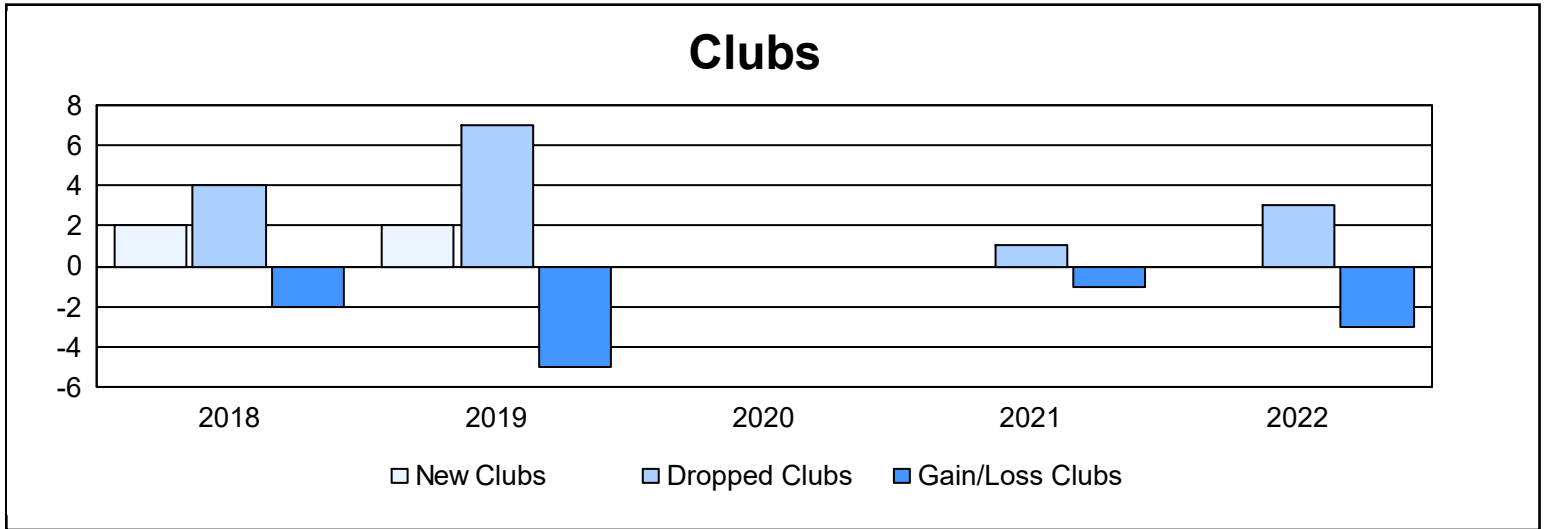
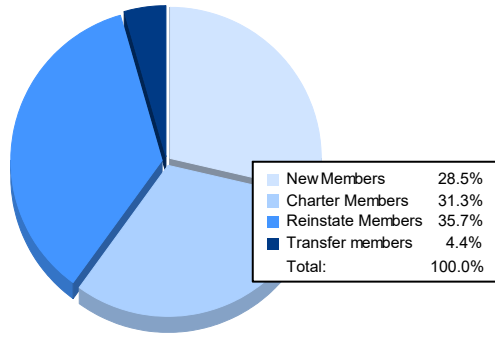


| Year | New Clubs | Dropped Clubs | Gain/ Loss Clubs | New Members | Charter Members | Reinstate Members | Transfer Members | Total Member Added | Total Members Dropped | Gain/ Loss Members |
|----------------|-----------|---------------|------------------|-------------|-----------------|-------------------|------------------|--------------------|-----------------------|--------------------|
| 2017-2018 | 2 | 4 | -2 | 429 | 209 | 7 | 8 | 653 | 745 | -92 |
| 2018-2019 | 2 | 7 | -5 | 73 | 129 | 44 | 5 | 251 | 431 | -180 |
| 2019-2020 | 0 | 0 | 0 | 31 | 46 | 25 | 14 | 116 | 620 | -504 |
| 2020-2021 | 0 | 1 | -1 | 230 | 192 | 123 | 12 | 557 | 562 | -5 |
| 2021-2022 | 0 | 3 | -3 | 163 | 179 | 204 | 25 | 571 | 515 | 56 |
| Average | 1 | 3 | -2 | 185 | 151 | 81 | 13 | 430 | 575 | -145 |



Membership Composition June 2022 Cumulative



Gender Composition June 2022 Cumulative

